


DP - Router Cutters with Negative Shear Angle



Negative Cutting Edge

141 (HWM tool body)



D mm	I mm	L mm	S mm	Z		ORDER NO. Right-hand rotation
6	10	60	6	1 neg.	1	141.260.61
8	15	65	8	1 neg.	1	141.280.61
10	15	65	10	1 neg.	1	141.300.61
12	20	70	12	1 neg.	1	141.320.61


TECHNICAL DETAILS:

- Special super-micrograin carbide formulation
- Straight cutting edge.
- DP (H3).
- Resharpener cutter (max 3 times).
- Feed speed on MDF 3-4 m/min for cutter Ø6 and Ø8mm and 4-5m/minute for Ø10and Ø12mm

APPLICATION:

for boring, contour cutting and panel sizing on veneered and wood-based materials. For use on machining centers, point to point boring machines and CNC pantographs equipped with adaptors and chucks.

DP - Router Cutters



* Construction Z1+1 for 141.101.61 item

141



D mm	I mm	L mm	S mm	Z		ORDER NO. Right-hand rotation
6	8	65	12x40	1	1	141.060.61
8	12	65	12x40	1	1	141.080.61
*10	22	75	12x40	1+1	1	141.101.61

TECHNICAL DETAILS:

- Super strength steel.
- DP cutting edge (H2,5).
- HW plunging tip for diagonal plunge-cutting.
- Resharpener cutter (max 3 times).
- Max feed speed 4 m/min.

APPLICATION:

for boring, contour cutting and panel sizing on veneered and wood-based materials. For use on machining centers, point to point boring machines and CNC pantographs equipped with adaptors and chucks.

DP - Router Cutters with Shear Angle



140

D mm	I mm	L mm	S mm	Z		ORDER NO. Right-hand rotation
10	25	72	12x40	1+1 (3 DP+1 HW)	1	140.03956
12	27	75	12x40	1+1 (3 DP+1 HW)	1	140.120.61
12	35	85	12x40	1+1 (4 DP+1 HW)	1	140.121.61
12,7	27	75	12,7x40	1+1 (3 DP+1 HW)	1	140.127.61
12,7	35	85	12,7x40	1+1 (4 DP+1 HW)	1	140.128.61
15,87	27	85	15,87x50	1+1 (3 DP+1 HW)	1	140.158.61
15,87	45	103	15,87x50	1+1 (5 DP+1 HW)	1	140.159.61
16	27	85	16x50	1+1 (3 DP+1 HW)	1	140.160.61
16	35	93	16x50	1+1 (4 DP+1 HW)	1	140.161.61
18	27	85	20x50	1+1 (3 DP+1 HW)	1	140.180.61
18	35	95	20x50	1+1 (4 DP+1 HW)	1	140.181.61
18	45	105	20x50	1+1 (5 DP+1 HW)	1	140.182.61
19,05	27	85	19,05x50	1+1 (3 DP+1 HW)	1	140.190.61
19,05	45	105	19,05x50	1+1 (5 DP+1 HW)	1	140.192.61
20	27	85	20x50	1+1 (3 DP+1 HW)	1	140.200.61
20	35	95	20x50	1+1 (4 DP+1 HW)	1	140.201.61
20	45	105	20x50	1+1 (5 DP+1 HW)	1	140.202.61
20	55	115	20x50	1+1 (6 DP+1 HW)	1	140.203.61

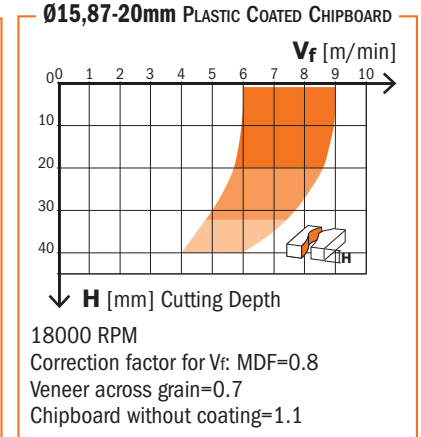
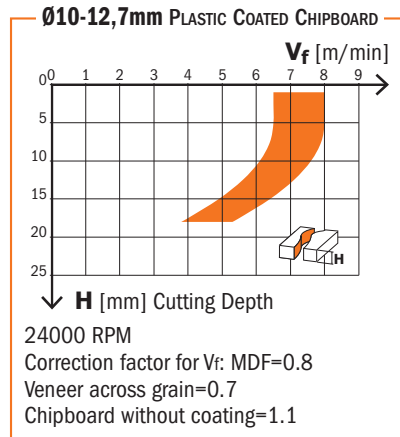
CARACTÉRISTIQUES TECHNIQUES:

- Super strength steel.
- Shear angle. - DP cutting edge (H2,5).
- HW plunging tip for diagonal plunge-cutting.
- Resharpeable (max 3 times).
- Max feed speed 5 m/min.

UTILISATION: for contour cutting and panel sizing on hard and abrasive materials such as laminates, MDF and melamine. For use on machining centers, point to point boring machines and CNC pantographs equipped with adaptors and chucks.



Results shown in this diagram are purely empirical, based merely on informative and hypothetical calculation. Each application may require different parameters in consideration of materials in use and machining conditions. CMT is not responsible for direct, indirect, incidental or consequential damages resulting from any defect, error or failure due to this diagram.



DP - Router Cutters with 45° Shear Angle

140



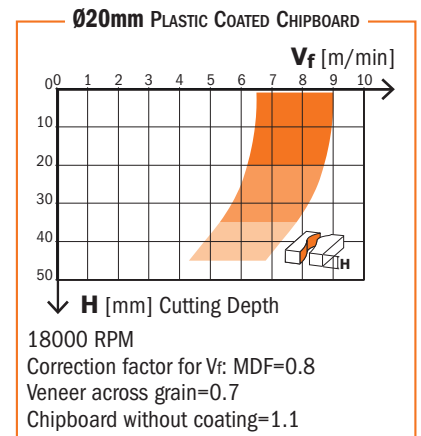
D mm	I mm	L mm	S mm	Z		ORDER NO. Right-hand rotation
20	25	85	20x50	1+1 (6 DP+1 HW)	1	140.720.61
20	35	95	20x50	1+1 (8 DP+1 HW)	1	140.721.61
20	45	105	20x50	1+1 (9 DP+1 HW)	1	140.722.61

TECHNICAL DETAILS:

- Super strength steel.
- Diamond cutting edges featuring 45° shear angle (H4).
- HW plunging tip for plunge cutting.
- Resharpenable cutters (max 8-9 times).
- Max feed speed 5 m/min.

APPLICATION:

for contour cutting and panel sizing on hard and abrasive materials such as laminates, MDF and melamine. For use on machining centers, point to point boring machines and CNC pantographs equipped with adaptors and chucks.



DP - Router Cutters with Shear Angle



142



D mm	I mm	L mm	S mm	Z		ORDER NO. Right-hand rotation
20	27	85	20x50	2+2 (6 DP+1 HW)	1	142.200.61
20	36	95	20x50	2+2 (8 DP+1 HW)	1	142.201.61
20	45	105	20x50	2+2 (10 DP+1 HW)	1	142.202.61
20	55	115	20x50	2+2 (12 DP+1 HW)	1	142.203.61
25	27	90	25x55	2+2 (6 DP+1 HW)	1	142.250.61
25	36	100	25x55	2+2 (8 DP+1 HW)	1	142.251.61
25	45	110	25x55	2+2 (10 DP+1 HW)	1	142.252.61
25	55	120	25x55	2+2 (12 DP+1 HW)	1	142.253.61

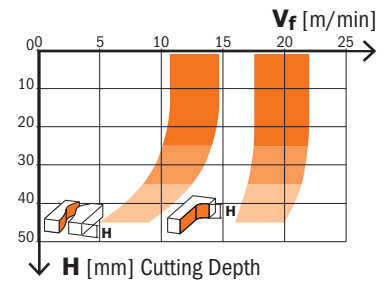
TECHNICAL DETAILS:

- Super strength steel.
- DP cutting edge (H2,5").
- HW plunging tip for diagonal plunge-cutting (Z-axis tool entrance).
- Resharpenable cutter (max 3 times).
- Feed speed: max 10m/min

APPLICATION:

for use on CNC routers for jointing, rabbeting, grooving, on laminates, MDF, HPL, veneer and melamine-faced panels.

Ø20-25mm PLASTIC COATED CHIPBOARD



18000 RPM
 Jointing Cutting thickness=0.5-2mm
 Correction factor for Vf: MDF=0.6
 Veneer across grain=0.7

DP - Router Cutters with 20° Shear Angle



142



D mm	I mm	L mm	S mm	Z		ORDER NO. Right-hand rotation
20	25	85	20x45	2+2 (8 DP+1 HW)	1	142.720.61
20	30	90	20x45	2+2 (10 DP+1 HW)	1	142.721.61
20	35	95	20x45	2+2 (12 DP+1 HW)	1	142.722.61
20	40	100	20x45	2+2 (14 DP+1 HW)	1	142.723.61
20	45	105	20x45	2+2 (16 DP+1 HW)	1	142.724.61
20	50	110	20x45	2+2 (18 DP+1 HW)	1	142.725.61
20	55	115	20x45	2+2 (20 DP+1 HW)	1	142.726.61

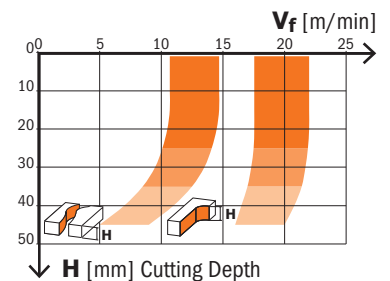
TECHNICAL DETAILS:

- Super strength steel.
- Diamond cutting edges featuring 20° shear angle (H4).
- HW plunging tip for diagonal plunge-cutting (Z-axis tool entrance).
- Resharpenable cutters (max 8-10 times).
- Max feed speed 20 m/min.

APPLICATION:

for use on CNC routers for jointing, rabbeting, grooving, on laminates, MDF, HPL, veneer and melamine-faced panels.

Ø20-25mm PLASTIC COATED CHIPBOARD



18000 RPM
 Jointing Cutting thickness=0.5-2mm
 Correction factor for Vf: MDF=0.6
 Veneer across grain=0.7



Results shown in this diagram are purely empirical, based merely on informative and hypothetical calculation. Each application may require different parameters in consideration of materials in use and machining conditions. CMT is not responsible for direct, indirect, incidental or consequential damages resulting from any defect, error or failure due to this diagram.

DP - Router Cutters with Shear Angle for Nesting (DENSIMET® Tungsten Heavy Metal Alloys)



143



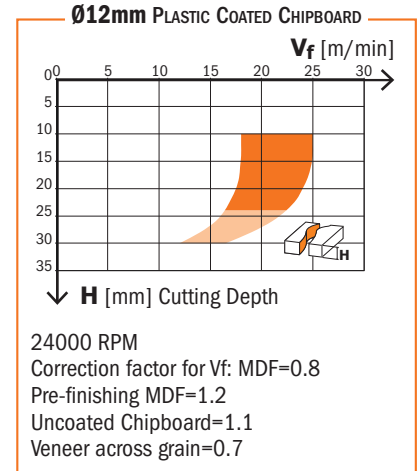
D mm	I mm	L mm	S mm	Z		ORDER NO. Right-hand rotation
12	25	70	12x40	3 (9 DP)	1	143.120.61
12	31	80	12x40	3 (12 DP)	1	143.121.61

TECHNICAL DETAILS:

- DENSIMET® tungsten heavy metal alloys for low-vibration.
- DP cutting edge (H3).
- Resharpenable cutter (max 6 times).
- Max feed speed 25 m/min.

APPLICATION:

for use on CNC routers for jointing, rabbeting, grooving, on laminates, MDF, HPL, veneer and melamine-faced panels. High performance pre-finishing and finish-routing.



DP - Spiral Router Cutters with Shear Angle



143



D mm	I mm	L mm	S mm	Z		ORDER NO. Right-hand rotation
18	25	82	20x50	3 (10 DP+1 HW)	1	143.180.61
18	30	87	20x50	3 (13 DP+1 HW)	1	143.181.61
18	35	92	20x50	3 (15 DP+1 HW)	1	143.182.61
20	25	82	20x50	3 (10 DP+1 HW)	1	143.200.61
20	30	85	20x50	3 (13 DP+1 HW)	1	143.201.61
20	35	92,5	20x50	3 (15 DP+1 HW)	1	143.202.61
20	40	97	20x50	3 (18 DP+1 HW)	1	143.203.61
20	45	102	20x50	3 (21 DP+1 HW)	1	143.204.61
20	50	106,5	20x50	3 (24 DP+1 HW)	1	143.205.61
20	55	111	20x50	3 (27 DP+1 HW)	1	143.206.61
20	60	116,5	20x50	3 (30 DP+1 HW)	1	143.207.61
20	65	121,5	20x50	3 (31 DP+1 HW)	1	143.208.61
22	30	92	25x50	3 (13 DP+1 HW)	1	143.220.61
□ 22	35	97	25x50	3 (15 DP+1 HW)	1	143.221.61
22	40	102	25x50	3 (18 DP+1 HW)	1	143.222.61
□ 22	45	107	25x50	3 (21 DP+1 HW)	1	143.223.61
22	50	112	25x50	3 (24 DP+1 HW)	1	143.224.61
□ 22	55	117	25x50	3 (27 DP+1 HW)	1	143.225.61
22	60	122	25x50	3 (30 DP+1 HW)	1	143.226.61
□ 22	65	127	25x50	3 (31 DP+1 HW)	1	143.227.61
□ 22	70	132	25x50	3 (36 DP+1 HW)	1	143.228.61

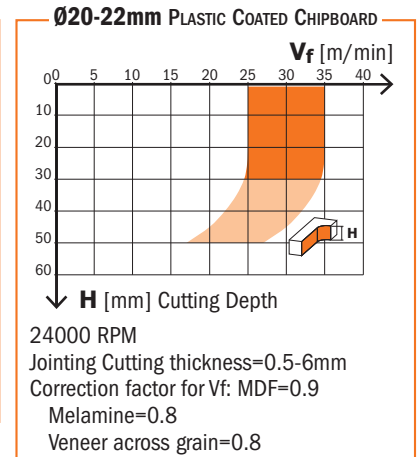
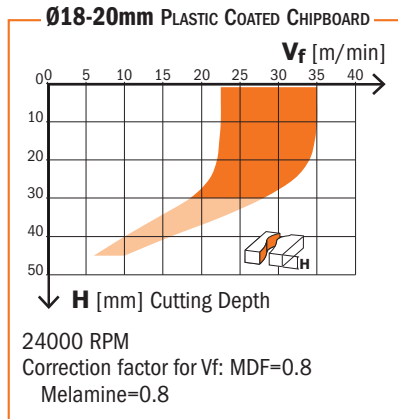
□ On request

TECHNICAL DETAILS:

- Super strength steel.
- DP cutting edge (H4).
- HW plunging tip for diagonal plunge-cutting (Z-axis tool entrance).
- Resharpenable cutter (max 8-10 times).


APPLICATION:

for use on CNC routers for jointing, rabbeting, grooving, on laminates, MDF, HPL, veneer and melamine-faced panels. High performance pre-finishing and finish-routing.



Results shown in this diagram are purely empirical, based merely on informative and hypothetical calculation. Each application may require different parameters in consideration of materials in use and machining conditions. CMT is not responsible for direct, indirect, incidental or consequential damages resulting from any defect, error or failure due to this diagram.

DP - Router Cutters with 40° Shear Angle



145

D mm	I mm	L mm	S mm	Z		ORDER NO. Right-hand rotation
<input type="checkbox"/> 50	23	80	25x55	3+3 (9 DP)	1	145.501.61
<input type="checkbox"/> 50	23	80	25x55	4+4 (12 DP)	1	145.511.61
<input type="checkbox"/> 50	28	85	25x55	3+3 (12 DP)	1	145.502.61
<input type="checkbox"/> 50	28	85	25x55	4+4 (16 DP)	1	145.512.61
<input type="checkbox"/> 50	38	95	25x55	3+3 (18 DP)	1	145.503.61
<input type="checkbox"/> 50	38	95	25x55	4+4 (24 DP)	1	145.513.61

On request

TECHNICAL DETAILS:

- Super strength steel.
- "H4" diamond cutting edges featuring 40° shear angle.
- Resharpenable cutters (max 10 times).
- Maximum feed speed 30m/minute.

APPLICATION:

used on all CNC routers for jointing, rabbeting, grooving, copying and dividing raw material, melamine, laminated, MDF, HPL and veneered panels. High performance routing.

Straight Bits for Industrial Nesting Application **DLCS Chrome Coating**



8/912



D mm	I mm	L mm		ORDER NO. S=Ø10mm	ORDER NO. S=Ø12mm	ORDER NO. S=Ø12,7mm
6	21	73	10		912.561.11	
6	26	73	10		912.560.11	
6,35	26	73	10			812.564.11
8	21	73	10		912.582.11	
8	28,7	76	10		912.581.11	
8	28,7	76	10			812.581.11
8	32	76	10		912.583.11	
10	21	75	10	912.610.11		
10	32	75	10	912.611.11		

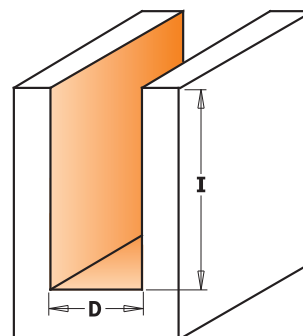
TECHNICAL DETAILS:

- Premium quality HWM.
- Special positively ground cutting edge sharpening for excellent finish.



DLCS CHROME COATING:

- Superb wear resistance
- Better chip clearance
- Superior cutting quality
- Less overheating
- More productivity




Drawing is 1:1 scale



DLCS CHROME COATING

provides 3 times longer life than uncoated tools!

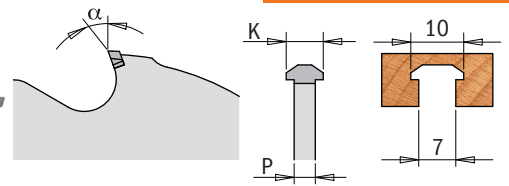
Grooving System



240 XTREME




WOOD




Applications



Machines



Materials



D mm	B mm	TEETH MATERIAL	MACHINE	PIN HOLE	Z	K mm	P mm	α	β	COATING TYPE		ORDER NO.
100,4	22	HW	LAMELLO® ZETA P®	4/4,5 - 9,5/36	6	7	4	20°	TCG	ORANGE SHIELD	10	240.001.04
100,4	22	DP	LAMELLO® ZETA P®	4/4,5 - 9,5/36	3	7	4	20°	TCG	NICKEL	10	240.601.04
100,4	30	DP	CNC	4/6,6 - 12/48	3	7	4	20°	TCG	NICKEL	10	240.601.04M

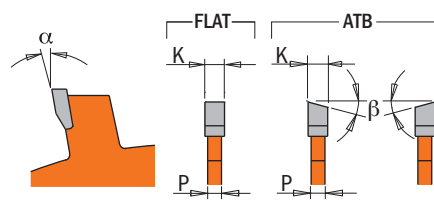
Biscuit Joiner



240-241 INDUSTRIAL




WOOD




Machines



Applications



Materials



D mm	B mm	PIN HOLE	Z	K mm	P mm	α	β		ORDER NO.
100	22	4/4,5 - 9,5/36	6	3,96	3,0	18°	10°ATB	10	240.006.04
100	22	4/4,5 - 9,5/36	8	3,96	3,0	15°	10°ATB	10	240.008.04
100	22	-	8	3,96	3,1-3,8	15°	FLAT	10	241.008.04 ●

● Ideal for VIRUTEX®

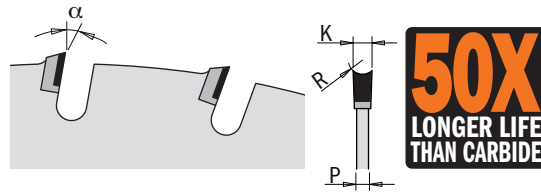


LEUCO
Patent Pending

235 XTREME ALL-AROUND



MULTI-MATERIALS



50X
LONGER LIFE
THAN CARBIDE


Machines



Blade diameter compatibility is contingent on machine type.

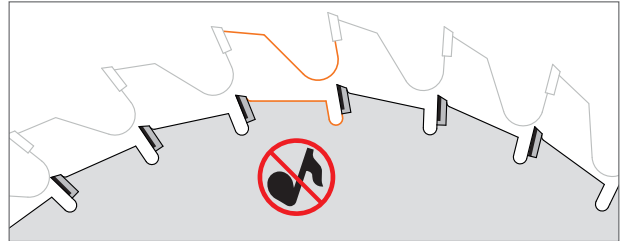
Materials

NO LIMITS: CUT ALL WITH ONE BLADE!



XTREME-NOISELESS

Thanks the new minimization of gullets design this blade succeeded in reducing the noise of idling by up to 15 dB(A) compared to conventional carbide saw blades. With a noise level of just around 70dB(A) when idling, the wearing of hearing protection is outdated.



XTREME-ALL-AROUND

New industry standard with universal application in countless materials and suitable for all chop saws and portable machines, table and vertical panel sizing saws, CNCs and through-feed installations

XTREME-QUALITY

The special hollow back tooth configuration (HR) guarantees an excellent cutting quality.

XTREME-FAST

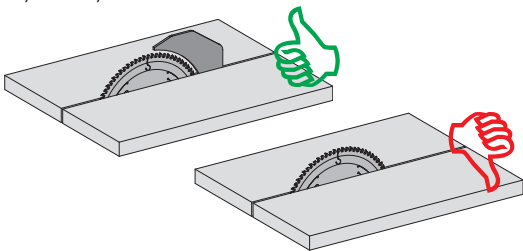
The teeth are surprisingly thin! The cutting width is a mere 2,5 mm and they generate noticeably lower cutting pressure and therefore also require less power during usage. Resharpenable max 2 times.

XTREME-LIFETIME

The lifetime is 20X longer than carbide blades thanks to the diamond tips.

RECOMMENDED USE

We recommend the use of a splitting wedge between **2,0** and **2,4**mm in thickness.



LONGER LIFETIME THANKS TO DIAMOND TIPS Clean your circular saw blades on a regular basis. You will profit from a long-lasting and precise cutting quality and maximize the lifetime of your innovative saw blades many times over.

- It is not recommended to use the saw blades for longitudinal cuts in soft wood and material thicknesses of more than 40mm.
- Do not cut materials with nails, stone and metal parts.
- Chip-free cuts can only be guaranteed in combination with a suitable scoring saw blade.

D mm	B mm	PIN HOLE 	Z	K mm	P mm	α	β		ORDER NO.
160	20	2/6/32	20	2,2	1,6	10°	HR	1	235.160.20H
190	30	2/7/42	24	2,5	2,0	10°	HR	1	235.190.24M
216	30	2/7/42	30	2,5	2,0	10°	HR	1	235.216.30M
250	30	COMBI3	36	2,5	2,0	10°	HR	1	235.250.36M
300	30	COMBI3	44	2,5	2,0	10°	HR	1	235.300.44M